







































# Office of the eSafety Commissioner

## Education Resources—Primary


















Name	Online safety topics	Australian Curriculum	Resource type	Target audience	Classroom content description
<a href="#">Penguins</a>	<ul style="list-style-type: none"> <li>Cyberbullying</li> <li>Bystander behaviour</li> </ul>	<p><b>Key learning areas:</b></p>    <p><b>General Capabilities:</b></p>   	Video	Lower/middle primary	The video prompts students to consider how they can protect each other when someone is targeted online. Video=2.32 minutes.
<a href="#">Act eSafe</a>	<ul style="list-style-type: none"> <li>Esecurity</li> <li>Privacy</li> <li>Accessing support</li> </ul>	<p><b>Key learning areas:</b></p>   <p><b>General Capabilities:</b></p>   	Video and supporting lesson plans	Middle primary	Focuses on esecurity and esafety issues. Covering safe and ethical use of technology. Video=5.40 minutes.
<a href="#">Cybersmart Challenge series</a>	<ul style="list-style-type: none"> <li>Cyberbullying</li> <li>Bystander behaviour</li> <li>Privacy and personal information</li> <li>Respectful online relationships</li> <li>Accessing support</li> </ul>	<p><b>Key learning areas:</b></p>   <p><b>General Capabilities:</b></p>   	3 animated videos and lesson plans	Middle primary	<p><b>Cybersmart Detectives</b> explores the need to protect personal information online. Video=9.54 minutes.</p> <p><b>Cybersmart Hero</b> deals with cyberbullying and the power of the bystander. Video=5.48 minutes.</p> <p><b>Cybersmart Forever</b> provides guidance on safe social networking. Video=5 minutes.</p>
<a href="#">Sticks and Stones video</a>	<ul style="list-style-type: none"> <li>Cyberbullying</li> </ul>	<p><b>Key learning areas:</b></p>   <p><b>General Capabilities:</b></p>   	Short video	Upper primary	Focuses on cyberbullying and reminds students that they are responsible for their own actions online. Video=1.31 minutes.
<a href="#">#GameOn</a> 	<ul style="list-style-type: none"> <li>Cyberbullying</li> <li>Bystander behaviour</li> <li>Privacy and personal information</li> <li>Balancing time online</li> <li>Accessing support</li> </ul>	<p><b>Key learning areas:</b></p>    <p><b>General Capabilities:</b></p>   	Video, lesson plans, support material	Upper primary/lower secondary	Video series in five episodes that follows the online experiences of a group of students and shows them learning to manage their relationships on and offline. Video=5-6 minutes each.
<a href="#">Lesson plans</a>	<ul style="list-style-type: none"> <li>Cyberbullying</li> <li>Bystander behaviour</li> <li>Balancing time online</li> <li>Respectful online relationships</li> <li>Privacy and personal information</li> <li>Esecurity</li> <li>Accessing support</li> </ul>	<p><b>Key learning areas:</b></p>   <p><b>General Capabilities:</b></p>   	Lesson plans	Primary	Classroom lesson plans designed to build students skills, knowledge and behaviours to help keep them safe online.

Award-winning: 

**Key learning areas:**  Technologies  Health and Physical Education  Humanities and Social Sciences  The Arts  English

**General Capabilities:**  Ethical Understandings  Personal and Social Capability  ICT Capability

Name	Online safety topics	Australian Curriculum	Resource type	Target audience	Classroom content description
<a href="#">Primary school posters</a>	<ul style="list-style-type: none"> <li>Balancing online time</li> <li>Esecurity</li> <li>Privacy and personal information</li> </ul>	<b>Key learning areas:</b>   <b>General Capabilities:</b>   	Poster	Primary	Discussion starters that cover a range of online safety themes including esecurity and respect online.
<a href="#">Virtual Classrooms (VCs)</a> + coming soon, Teacher-led VCs on demand	<ul style="list-style-type: none"> <li>Cyberbullying</li> <li>Bystander behaviour</li> <li>Balancing time online</li> <li>Respectful online relationships</li> <li>Privacy and personal information</li> <li>Esecurity</li> <li>Accessing support</li> </ul>	<b>Key learning areas:</b>    <b>General Capabilities:</b>   	Virtual classroom (40 minute webinar)	Primary	Students and teachers participate in a live interactive esafety lesson that includes scenarios, responding to questions and problem solving.  'On demand' VCs are available for teachers to use in the classroom.
<a href="#">Lodging a cyberbullying complaint</a>	<ul style="list-style-type: none"> <li>Cyberbullying</li> <li>Digital intelligence</li> <li>Reporting issues</li> <li>Accessing support</li> </ul>	<b>Key learning areas:</b>   <b>General Capabilities:</b>  	Video	Primary and secondary	The video explains the steps to take when lodging a complaint to the Office about serious cyberbullying material.

Name	Online safety topics	Professional teaching standards	Resource type	Audience	Content description
------	----------------------	---------------------------------	---------------	----------	---------------------

### Teacher resources

<a href="#">Teacher professional learning</a>	<ul style="list-style-type: none"> <li>Respect and online relationships</li> <li>Preventing and managing cyberbullying</li> <li>Developing lifelong online safety practices</li> </ul>	<ul style="list-style-type: none"> <li>Information and communication technology</li> <li>Maintain student safety</li> <li>Use ICT safely, responsibly and ethically</li> <li>Professional ethics and responsibilities</li> </ul>	Webinar	Teachers, School Chaplains, School Psychologists	A professional learning program consisting of three 1 hour live webinars. Participants engage with an esafety expert and complete an online quiz.
<a href="#">Pre-service teacher program</a>	<ul style="list-style-type: none"> <li>Cyberbullying</li> <li>Digital reputation</li> <li>Esafety in the context of professional standards</li> <li>Esafety trends in schools</li> </ul>	<ul style="list-style-type: none"> <li>Information and communication technology</li> <li>Maintain student safety</li> <li>Use ICT safely, responsibly and ethically</li> <li>Professional ethics and responsibilities</li> </ul>	Face-to-face lecture and tutorial	Pre-service teachers in the final year of their education degree	A program to equip pre-service teachers with skills, knowledge and confidence to educate their future students about esafety and to learn strategies to help keep them safe online.
<a href="#">esafety checklist for school leadership teams</a>	<ul style="list-style-type: none"> <li>Esafety policies in schools</li> <li>Consent and privacy</li> <li>Esafety curriculum</li> </ul>	N/A	Downloadable PDF	School management – Principals/Deputies	The checklist has been developed for schools to identify online risks and to guide improved reporting and communication.